



ALEXANDER
DENNIS




PLAXTON

Plaxton Panther

SINGLE DECK COACH

The Panther is the established favourite of the Plaxton range, a truly versatile coach that can take on all roles from luxury touring to scheduled routes. With adaptability, longevity and proven residual values, this big cat is the coach with nine lives. Stock-built Plaxton Panther coaches are available in multiple specifications with a choice of interior colour and trim options. Fitted with a side-mounted wheelchair lift and digital destination displays, the Plaxton Panther meets PSVAR requirements.



Features and benefits

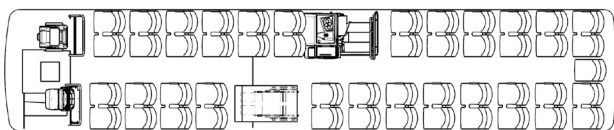
- Built in Britain on Volvo B8R chassis
- Versatile coach for wide range of requirements
- PSVAR compliant or prepared
- Sunken or saloon-level toilet and emergency exit options
- Adaptable for future interior conversions
- Wide range of specification options
- Outstanding residual value



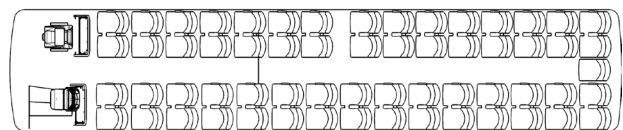
Technical specifications

Construction	Welded steel chassis and stainless steel body
Dimensions	Choice of 10.8m and 12.8m length / 2.55m width / 3.68m height
Passenger capacity	Stock available at 12.8m length with 53, 57 or 61 passenger seats plus courier seat, other seating layouts available when built to order
Seating	Vogelsitze Magnio with universal three-point seatbelts, option of USB sockets
Passenger entertainment	Bosch smartInfotainment system with 18.5" front headboard-mounted monitor
Air conditioning	Thermo King X-900 air conditioning with convector heating
Accessibility	Wheelchair access via side-mounted PLS lift, six seats on quick-release tracking
Passenger entrance	Outswing door with deep double-glazed window to maximise visibility
Emergency exit	Full-height continental door (53/57-seat stock), centre saloon-level emergency door (61-seat stock) or rear saloon-level emergency door (built to order)
Toilet	Demountable centre sunken toilet (53/57-seat stock) or rear saloon-level toilet (built to order)
Luggage capacity	Up to 10.2m ³ underfloor luggage hold
Engine	Volvo D8K (6 cylinder, 7.7 litre, 258kW (350PS), 1400Nm, Euro VI)
Transmission	Choice of Volvo I-Shift 12-speed automated manual and ZF EcoLife automatic

Sample seating layouts



12.8m length with 53 seats (4 removed to accommodate wheelchair) and centre sunken toilet



12.8m length with 61 seats